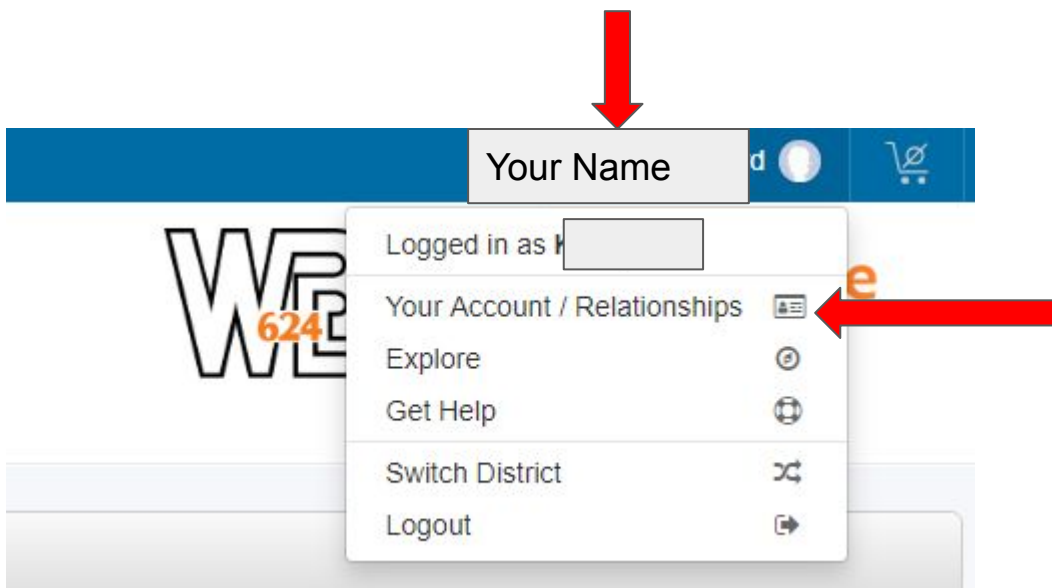


# FeePay How-To

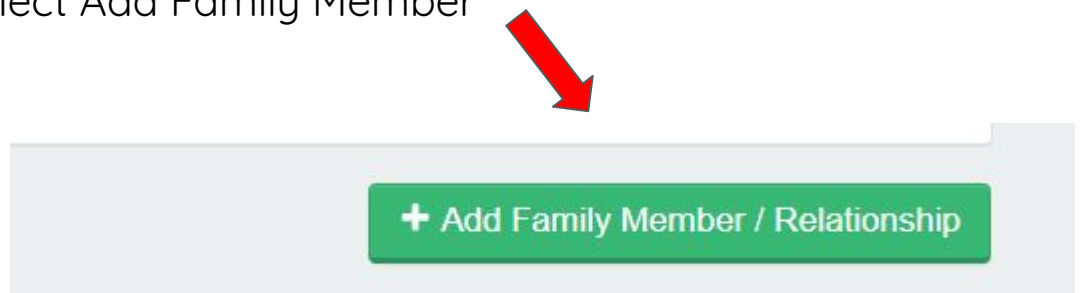
Log on to: [www.whitebear.feepay.com](http://www.whitebear.feepay.com)

Create a user name and password

Once logged on go to the drop down by your name.  
Select Your Account/Relationships



Select Add Family Member



Fill out all of the information under Add a New Person

**Add a New Person**

**1 Relation**

How is this person related to you?

Do you live in the same household?  
☐ Yes  
☐ No

**2 Their Info**

First Name  Middle Name  Last Name

Birth Date  Grade  Fall of 2018 (current)

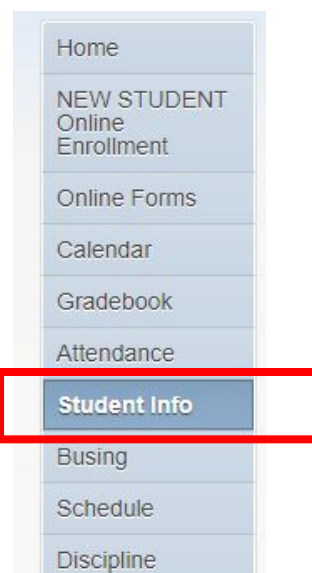
Once that is complete click save.

Select Edit District ID under your students name.



The district ID can be found on skyward under Student Info (A.) and then under the student photo (B.).

**A.**



**B.** Student photo

